










Now that you've found us, what are you going to do? For this metapuzzle, you'll need to place the puzzle answers according to their locations as determined by the logic puzzles for each of the four locations. Additionally, you'll need to use the grid below to figure out what else to do. This grid is both a magic square and a maze. For the magic square, you must place the numbers from 1 to 16 in the grid, one number per small square, so that each row, column, and diagonal adds up to 34. For the maze, you must travel one or more squares in the direction indicated by the arrows to get from the start square to the end square while visiting each other square exactly once; in squares without arrows you must choose the direction yourself. Although there is more than one solution to the maze as given, you should be able to use the answers to figure out what path to take, and what you should do once you have finished.

9		14	
	END		
			10
16			 START
	12		15